

STATEMENT OF APPROPRIATIONS, ALLOTMENTS, OBLIGATIONS, DISBURSEMENTS AND BALANCES

As at the Quarter Ending December 31, 2024

Department : State Universities and Colleges (SUCs)
 Agency/Entity : Cagayan State University
 Operating Unit : < not applicable >
 Organization Code (UACS) : 08 022 0000000
 Fund Cluster : 01 - Regular Agency Fund

	Current Year Appropriations
	Supplemental Appropriations
X	Continuing Appropriations

(e.g. UACS Fund Cluster: 01-Regular Agency Fund, 02-Foreign Assisted Projects Fund, 03-Special Account-Locally Funded/Domestic Grants Fund, and 04-Special Account-Foreign Assisted/Foreign Grants Fund)

Particulars	UACS CODE	Appropriations			Allotments						Current Year Obligations					Current Year Disbursements					Balances			
		Authorized Appropriations	Adjustments (Transfer To/From, Modifications/ Augmentations)	Adjusted Appropriations	Allotments		Adjustments (Reductions, Modifications/ Augmentations)	Transfer To	Transfer From	Adjusted Allotments	1st Quarter Ending March 31	2nd Quarter Ending June 30	3rd Quarter Ending September 30	4th Quarter Ending December 31	Total	1st Quarter Ending March 31	2nd Quarter Ending June 30	3rd Quarter Ending September 30	4th Quarter Ending December 31	Total	Unused Funds		Unpaid Obligations (16-21)=(24+25)	
					SARO	Unobligated															Unreleased Appropriations	Unobligated Allotments	Due and Demandable	Not Yet Due and Demandable
1	2	3	4	5=(3+4)	6	7	8	9	10	11=((6+7+(-)8)-9+10)	12	13	14	15	16=(12+13+14+15)	17	18	19	20	21=(17+18+19+20)	22=(5-11)	23=(11-16)	24	25
Unreleased Appropriations		0.00	0.00	0.00	5,000,000.00	0.00	0.00	0.00	0.00	5,000,000.00	0.00	0.00	4,950,000.00	0.00	4,950,000.00	0.00	0.00	4,950,000.00	0.00	4,950,000.00	(5,000,000.00)	50,000.00	0.00	0.00
I. Agency Specific Budget		0.00	0.00	0.00	5,000,000.00	0.00	0.00	0.00	0.00	5,000,000.00	0.00	0.00	4,950,000.00	0.00	4,950,000.00	0.00	0.00	4,950,000.00	0.00	4,950,000.00	(5,000,000.00)	50,000.00	0.00	0.00
Operations	3000000000000000	0.00	0.00	0.00	5,000,000.00	0.00	0.00	0.00	0.00	5,000,000.00	0.00	0.00	4,950,000.00	0.00	4,950,000.00	0.00	0.00	4,950,000.00	0.00	4,950,000.00	(5,000,000.00)	50,000.00	0.00	0.00
OO : Relevant and quality tertiary education ensured to achieve inclusive growth and access of poor but deserving students to quality tertiary education increased		0.00	0.00	0.00	5,000,000.00	0.00	0.00	0.00	0.00	5,000,000.00	0.00	0.00	4,950,000.00	0.00	4,950,000.00	0.00	0.00	4,950,000.00	0.00	4,950,000.00	(5,000,000.00)	50,000.00	0.00	0.00
HIGHER EDUCATION PROGRAM		0.00	0.00	0.00	5,000,000.00	0.00	0.00	0.00	0.00	5,000,000.00	0.00	0.00	4,950,000.00	0.00	4,950,000.00	0.00	0.00	4,950,000.00	0.00	4,950,000.00	(5,000,000.00)	50,000.00	0.00	0.00
Locally-Funded Project(s)		0.00	0.00	0.00	5,000,000.00	0.00	0.00	0.00	0.00	5,000,000.00	0.00	0.00	4,950,000.00	0.00	4,950,000.00	0.00	0.00	4,950,000.00	0.00	4,950,000.00	(5,000,000.00)	50,000.00	0.00	0.00
Tulong Dunong Program	310100200043000	0.00	0.00	0.00	5,000,000.00	0.00	0.00	0.00	0.00	5,000,000.00	0.00	0.00	4,950,000.00	0.00	4,950,000.00	0.00	0.00	4,950,000.00	0.00	4,950,000.00	(5,000,000.00)	50,000.00	0.00	0.00
MOOE		0.00	0.00	0.00	5,000,000.00	0.00	0.00	0.00	0.00	5,000,000.00	0.00	0.00	4,950,000.00	0.00	4,950,000.00	0.00	0.00	4,950,000.00	0.00	4,950,000.00	(5,000,000.00)	50,000.00	0.00	0.00
Sub-Total, Operations		0.00	0.00	0.00	5,000,000.00	0.00	0.00	0.00	0.00	5,000,000.00	0.00	0.00	4,950,000.00	0.00	4,950,000.00	0.00	0.00	4,950,000.00	0.00	4,950,000.00	(5,000,000.00)	50,000.00	0.00	0.00
PS		0.00	0.00	0.00	0.00	0.00	0.00	0.00	0.00	0.00	0.00	0.00	0.00	0.00	0.00	0.00	0.00	0.00	0.00	0.00	0.00	0.00	0.00	0.00
MOOE		0.00	0.00	0.00	5,000,000.00	0.00	0.00	0.00	0.00	5,000,000.00	0.00	0.00	4,950,000.00	0.00	4,950,000.00	0.00	0.00	4,950,000.00	0.00	4,950,000.00	(5,000,000.00)	50,000.00	0.00	0.00
FinEx (if Applicable)		0.00	0.00	0.00	0.00	0.00	0.00	0.00	0.00	0.00	0.00	0.00	0.00	0.00	0.00	0.00	0.00	0.00	0.00	0.00	0.00	0.00	0.00	0.00
CO		0.00	0.00	0.00	0.00	0.00	0.00	0.00	0.00	0.00	0.00	0.00	0.00	0.00	0.00	0.00	0.00	0.00	0.00	0.00	0.00	0.00	0.00	0.00
Sub-Total, I. Agency Specific Budget		0.00	0.00	0.00	5,000,000.00	0.00	0.00	0.00	0.00	5,000,000.00	0.00	0.00	4,950,000.00	0.00	4,950,000.00	0.00	0.00	4,950,000.00	0.00	4,950,000.00	(5,000,000.00)	50,000.00	0.00	0.00
PS		0.00	0.00	0.00	0.00	0.00	0.00	0.00	0.00	0.00	0.00	0.00	0.00	0.00	0.00	0.00	0.00	0.00	0.00	0.00	0.00	0.00	0.00	0.00
MOOE		0.00	0.00	0.00	5,000,000.00	0.00	0.00	0.00	0.00	5,000,000.00	0.00	0.00	4,950,000.00	0.00	4,950,000.00	0.00	0.00	4,950,000.00	0.00	4,950,000.00	(5,000,000.00)	50,000.00	0.00	0.00
FinEx (if Applicable)		0.00	0.00	0.00	0.00	0.00	0.00	0.00	0.00	0.00	0.00	0.00	0.00	0.00	0.00	0.00	0.00	0.00	0.00	0.00	0.00	0.00	0.00	0.00
CO		0.00	0.00	0.00	0.00	0.00	0.00	0.00	0.00	0.00	0.00	0.00	0.00	0.00	0.00	0.00	0.00	0.00	0.00	0.00	0.00	0.00	0.00	0.00
Unobligated Allotment		0.00	0.00	0.00	0.00	50,146,401.58	0.00	0.00	0.00	50,146,401.58	0.00	21,831,290.83	18,108,319.07	10,136,703.19	50,076,313.09	0.00	5,221,397.90	2,720,908.00	33,866,799.36	41,809,105.26	0.00	70,088.49	0.00	8,267,207.83
I. Agency Specific Budget		0.00	0.00	0.00	0.00	50,146,401.58	0.00	0.00	0.00	50,146,401.58	0.00	21,831,290.83	18,108,319.07	10,136,703.19	50,076,313.09	0.00	5,221,397.90	2,720,908.00	33,866,799.36	41,809,105.26	0.00	70,088.49	0.00	8,267,207.83
Operations	3000000000000000	0.00	0.00	0.00	0.00	50,146,401.58	0.00	0.00	0.00	50,146,401.58	0.00	21,831,290.83	18,108,319.07	10,136,703.19	50,076,313.09	0.00	5,221,397.90	2,720,908.00	33,866,799.36	41,809,105.26	0.00	70,088.49	0.00	8,267,207.83
OO : Relevant and quality tertiary education ensured to achieve inclusive growth and access of poor but deserving students to quality tertiary education increased		0.00	0.00	0.00	0.00	49,440,980.34	0.00	0.00	0.00	49,440,980.34	0.00	21,831,290.83	18,108,319.07	9,448,519.45	49,388,129.35	0.00	5,221,397.90	2,720,908.00	33,178,615.62	41,120,921.52	0.00	52,850.99	0.00	8,267,207.83
HIGHER EDUCATION PROGRAM		0.00	0.00	0.00	0.00	49,440,980.34	0.00	0.00	0.00	49,440,980.34	0.00	21,831,290.83	18,108,319.07	9,448,519.45	49,388,129.35	0.00	5,221,397.90	2,720,908.00	33,178,615.62	41,120,921.52	0.00	52,850.99	0.00	8,267,207.83
Locally-Funded Project(s)		0.00	0.00	0.00	0.00	49,440,980.34	0.00	0.00	0.00	49,440,980.34	0.00	21,831,290.83	18,108,319.07	9,448,519.45	49,388,129.35	0.00	5,221,397.90	2,720,908.00	33,178,615.62	41,120,921.52	0.00	52,850.99	0.00	8,267,207.83
Increase in carrying capacity of Nursing and Allied Health Programs	310100200041000	0.00	0.00	0.00	0.00	4,633,770.34	0.00	0.00	0.00	4,633,770.34	0.00	684,120.90	2,329,245.00	1,620,403.45	4,633,769.35	0.00	292,457.90	2,720,908.00	1,620,403.45	4,633,769.35	0.00	0.99	0.00	0.00
MOOE		0.00	0.00	0.00	0.00	837,796.89	0.00	0.00	0.00	837,796.89	0.00	684,120.90	153,675.00	0.00	837,795.90	0.00	292,457.90	545,338.00	0.00	837,795.90	0.00	0.99	0.00	0.00
CO		0.00	0.00	0.00	0.00	3,795,973.45	0.00	0.00	0.00	3,795,973.45	0.00	0.00	2,175,570.00	1,620,403.45	3,795,973.45	0.00	0.00	2,175,570.00	1,620,403.45	3,795,973.45	0.00	0.00	0.00	0.00

Department : State Universities and Colleges (SUCs)

Agency/Entity : Cagayan State University

Operating Unit : < not applicable >

Organization Code (UACS) : 08 022 0000000

Fund Cluster : 01 - Regular Agency Fund

(e.g. UACS Fund Cluster: 01-Regular Agency Fund, 02-Foreign Assisted Projects Fund, 03-Special Account-Locally Funded/Domestic Grants Fund, and 04-Special Account-Foreign Assisted/Foreign Grants Fund)

	Current Year Appropriations
	Supplemental Appropriations
X	Continuing Appropriations

Particulars	UACS CODE	Appropriations			Allotments						Current Year Obligations					Current Year Disbursements					Balances			
		Authorized Appropriations	Adjustments (Transfer To/From, Modifications/ Augmentations)	Adjusted Appropriations	Allotments		Adjustments (Reductions, Modifications/ Augmentations)	Transfer To	Transfer From	Adjusted Allotments	1st Quarter Ending March 31	2nd Quarter Ending June 30	3rd Quarter Ending September 30	4th Quarter Ending December 31	Total	1st Quarter Ending March 31	2nd Quarter Ending June 30	3rd Quarter Ending September 30	4th Quarter Ending December 31	Total	Unused Funds		Unpaid Obligations (16-21)=(24+25)	
					SARO	Unobligated															Unreleased Appropriations	Unobligated Allotments	Due and Demandable	Not Yet Due and Demandable
1	2	3	4	5=(3+4)	6	7	8	9	10	11=[(6+7+(-)8)-9+10]	12	13	14	15	16=(12+13+14+15)	17	18	19	20	21=(17+18+19+20)	22=(5-11)	23=(11-16)	24	25
Construction of 2 - Storey Academic and Laboratory Building - Lal - lo Campus	310100200042000	0.00	0.00	0.00	0.00	7,104,000.00	0.00	0.00	0.00	7,104,000.00	0.00	0.00	7,104,000.00	0.00	7,104,000.00	0.00	0.00	0.00	5,337,065.10	5,337,065.10	0.00	0.00	0.00	1,766,934.90
CO		0.00	0.00	0.00	0.00	7,104,000.00	0.00	0.00	0.00	7,104,000.00	0.00	0.00	7,104,000.00	0.00	7,104,000.00	0.00	0.00	0.00	5,337,065.10	5,337,065.10	0.00	0.00	0.00	1,766,934.90
Tulong Dunong Program	310100200043000	0.00	0.00	0.00	0.00	67,500.00	0.00	0.00	0.00	67,500.00	0.00	14,650.00	0.00	0.00	14,650.00	0.00	14,650.00	0.00	0.00	14,650.00	0.00	52,850.00	0.00	0.00
MOOE		0.00	0.00	0.00	0.00	67,500.00	0.00	0.00	0.00	67,500.00	0.00	14,650.00	0.00	0.00	14,650.00	0.00	14,650.00	0.00	0.00	14,650.00	0.00	52,850.00	0.00	0.00
Increase in Carrying Capacity of the College of Medicine	310100200045000	0.00	0.00	0.00	0.00	37,635,710.00	0.00	0.00	0.00	37,635,710.00	0.00	21,132,519.93	8,675,074.07	7,828,116.00	37,635,710.00	0.00	4,914,290.00	0.00	26,221,147.07	31,135,437.07	0.00	0.00	0.00	6,500,272.93
CO		0.00	0.00	0.00	0.00	37,635,710.00	0.00	0.00	0.00	37,635,710.00	0.00	21,132,519.93	8,675,074.07	7,828,116.00	37,635,710.00	0.00	4,914,290.00	0.00	26,221,147.07	31,135,437.07	0.00	0.00	0.00	6,500,272.93
OO : Higher education research improved to promote economic productivity and innovation		0.00	0.00	0.00	0.00	705,061.24	0.00	0.00	0.00	705,061.24	0.00	0.00	0.00	688,183.74	688,183.74	0.00	0.00	0.00	688,183.74	688,183.74	0.00	16,877.50	0.00	0.00
ADVANCED EDUCATION PROGRAM		0.00	0.00	0.00	0.00	87,914.21	0.00	0.00	0.00	87,914.21	0.00	0.00	0.00	80,000.00	80,000.00	0.00	0.00	0.00	80,000.00	80,000.00	0.00	7,914.21	0.00	0.00
Provision of Advanced Education Services	320100100001000	0.00	0.00	0.00	0.00	87,914.21	0.00	0.00	0.00	87,914.21	0.00	0.00	0.00	80,000.00	80,000.00	0.00	0.00	0.00	80,000.00	80,000.00	0.00	7,914.21	0.00	0.00
MOOE		0.00	0.00	0.00	0.00	87,914.21	0.00	0.00	0.00	87,914.21	0.00	0.00	0.00	80,000.00	80,000.00	0.00	0.00	0.00	80,000.00	80,000.00	0.00	7,914.21	0.00	0.00
RESEARCH PROGRAM		0.00	0.00	0.00	0.00	617,147.03	0.00	0.00	0.00	617,147.03	0.00	0.00	0.00	608,183.74	608,183.74	0.00	0.00	0.00	608,183.74	608,183.74	0.00	8,963.29	0.00	0.00
Conduct of Research Services	320200100001000	0.00	0.00	0.00	0.00	617,147.03	0.00	0.00	0.00	617,147.03	0.00	0.00	0.00	608,183.74	608,183.74	0.00	0.00	0.00	608,183.74	608,183.74	0.00	8,963.29	0.00	0.00
MOOE		0.00	0.00	0.00	0.00	617,147.03	0.00	0.00	0.00	617,147.03	0.00	0.00	0.00	608,183.74	608,183.74	0.00	0.00	0.00	608,183.74	608,183.74	0.00	8,963.29	0.00	0.00
OO : Community engagement increased		0.00	0.00	0.00	0.00	360.00	0.00	0.00	0.00	360.00	0.00	0.00	0.00	0.00	0.00	0.00	0.00	0.00	0.00	0.00	0.00	360.00	0.00	0.00
TECHNICAL ADVISORY EXTENSION PROGRAM		0.00	0.00	0.00	0.00	360.00	0.00	0.00	0.00	360.00	0.00	0.00	0.00	0.00	0.00	0.00	0.00	0.00	0.00	0.00	0.00	360.00	0.00	0.00
Provision of Extension Services	330100100001000	0.00	0.00	0.00	0.00	360.00	0.00	0.00	0.00	360.00	0.00	0.00	0.00	0.00	0.00	0.00	0.00	0.00	0.00	0.00	0.00	360.00	0.00	0.00
MOOE		0.00	0.00	0.00	0.00	360.00	0.00	0.00	0.00	360.00	0.00	0.00	0.00	0.00	0.00	0.00	0.00	0.00	0.00	0.00	0.00	360.00	0.00	0.00
Sub-Total, Operations		0.00	0.00	0.00	0.00	50,146,401.58	0.00	0.00	0.00	50,146,401.58	0.00	21,831,290.83	18,108,319.07	10,136,703.19	50,076,313.09	0.00	5,221,397.90	2,720,908.00	33,866,799.36	41,809,105.26	0.00	70,088.49	0.00	8,267,207.83
PS		0.00	0.00	0.00	0.00	0.00	0.00	0.00	0.00	0.00	0.00	0.00	0.00	0.00	0.00	0.00	0.00	0.00	0.00	0.00	0.00	0.00	0.00	0.00
MOOE		0.00	0.00	0.00	0.00	1,610,718.13	0.00	0.00	0.00	1,610,718.13	0.00	698,770.90	153,675.00	688,183.74	1,540,629.64	0.00	307,107.90	545,338.00	688,183.74	1,540,629.64	0.00	70,088.49	0.00	0.00
FinEx (if Applicable)		0.00	0.00	0.00	0.00	0.00	0.00	0.00	0.00	0.00	0.00	0.00	0.00	0.00	0.00	0.00	0.00	0.00	0.00	0.00	0.00	0.00	0.00	0.00
CO		0.00	0.00	0.00	0.00	48,535,683.45	0.00	0.00	0.00	48,535,683.45	0.00	21,132,519.93	17,954,644.07	9,448,519.45	48,535,683.45	0.00	4,914,290.00	2,175,570.00	33,178,615.62	40,268,475.62	0.00	0.00	0.00	8,267,207.83
Sub-Total, I. Agency Specific Budget		0.00	0.00	0.00	0.00	50,146,401.58	0.00	0.00	0.00	50,146,401.58	0.00	21,831,290.83	18,108,319.07	10,136,703.19	50,076,313.09	0.00	5,221,397.90	2,720,908.00	33,866,799.36	41,809,105.26	0.00	70,088.49	0.00	8,267,207.83
PS		0.00	0.00	0.00	0.00	0.00	0.00	0.00	0.00	0.00	0.00	0.00	0.00	0.00	0.00	0.00	0.00	0.00	0.00	0.00	0.00	0.00	0.00	0.00
MOOE		0.00	0.00	0.00	0.00	1,610,718.13	0.00	0.00	0.00	1,610,718.13	0.00	698,770.90	153,675.00	688,183.74	1,540,629.64	0.00	307,107.90	545,338.00	688,183.74	1,540,629.64	0.00	70,088.49	0.00	0.00
FinEx (if Applicable)		0.00	0.00	0.00	0.00	0.00	0.00	0.00	0.00	0.00	0.00	0.00	0.00	0.00	0.00	0.00	0.00	0.00	0.00	0.00	0.00	0.00	0.00	0.00
CO		0.00	0.00	0.00	0.00	48,535,683.45	0.00	0.00	0.00	48,535,683.45	0.00	21,132,519.93	17,954,644.07	9,448,519.45	48,535,683.45	0.00	4,914,290.00	2,175,570.00	33,178,615.62	40,268,475.62	0.00	0.00	0.00	8,267,207.83
GRAND TOTAL		0.00	0.00	0.00	5,000,000.00	50,146,401.58	0.00	0.00	0.00	55,146,401.58	0.00	21,831,290.83	23,058,319.07	10,136,703.19	55,026,313.09	0.00	5,221,397.90	7,670,908.00	33,866,799.36	46,759,105.26	(5,000,000.00)	120,088.49	0.00	8,267,207.83
PS		0.00	0.00	0.00	0.00	0.00	0.00	0.00	0.00	0.00	0.00	0.00	0.00	0.00	0.00	0.00	0.00	0.00	0.00	0.00	0.00	0.00	0.00	0.00
MOOE		0.00	0.00	0.00	5,000,000.00	1,610,718.13	0.00	0.00	0.00	6,610,718.13	0.00	698,770.90	5,103,675.00	688,183.74	6,490,629.64	0.00	307,107.90	5,495,338.00	688,183.74	6,490,629.64	(5,000,000.00)	120,088.49	0.00	0.00
FinEx (if Applicable)		0.00	0.00	0.00	0.00	0.00	0.00	0.00	0.00	0.00	0.00	0.00	0.00	0.00	0.00	0.00	0.00	0.00	0.00	0.00	0.00	0.00	0.00	0.00
CO		0.00	0.00	0.00	0.00	48,535,683.45	0.00	0.00	0.00	48,535,683.45	0.00	21,132,519.93	17,954,644.07	9,448,519.45	48,535,683.45	0.00	4,914,290.00	2,175,570.00	33,178,615.62	40,268,475.62	0.00	0.00	0.00	8,267,207.83


Recapitulation by OO:


Department : State Universities and Colleges (SUCs)
 Agency/Entity : Cagayan State University
 Operating Unit : < not applicable >
 Organization Code (UACS) : 08 022 0000000
 Fund Cluster : 01 - Regular Agency Fund


	Current Year Appropriations
	Supplemental Appropriations
X	Continuing Appropriations


(e.g. UACS Fund Cluster: 01-Regular Agency Fund, 02-Foreign Assisted Projects Fund, 03-Special Account-Locally Funded/Domestic Grants Fund, and 04-Special Account-Foreign Assisted/Foreign Grants Fund)

Particulars	UACS CODE	Appropriations			Allotments					Current Year Obligations					Current Year Disbursements					Balances				
		Authorized Appropriations	Adjustments (Transfer To/From, Modifications/ Augmentations)	Adjusted Appropriations	Allotments		Adjustments (Reductions, Modifications/ Augmentations)	Transfer To	Transfer From	Adjusted Allotments	1st Quarter Ending March 31	2nd Quarter Ending June 30	3rd Quarter Ending September 30	4th Quarter Ending December 31	Total	1st Quarter Ending March 31	2nd Quarter Ending June 30	3rd Quarter Ending September 30	4th Quarter Ending December 31	Total	Unused Funds		Unpaid Obligations (16-21)=(24+25)	
					SARO	Unobligated															11=[(6+7+(-)8)-9+10]	12	13	14
Unreleased Appropriations		0.00	0.00	0.00	5,000,000.00	0.00	0.00	0.00	5,000,000.00	0.00	0.00	4,950,000.00	0.00	4,950,000.00	0.00	0.00	4,950,000.00	0.00	4,950,000.00	0.00	(5,000,000.00)	50,000.00	0.00	0.00
HIGHER EDUCATION PROGRAM		0.00	0.00	0.00	5,000,000.00	0.00	0.00	0.00	5,000,000.00	0.00	0.00	4,950,000.00	0.00	4,950,000.00	0.00	0.00	4,950,000.00	0.00	4,950,000.00	0.00	(5,000,000.00)	50,000.00	0.00	0.00
Unobligated Allotment		0.00	0.00	0.00	0.00	50,146,401.58	0.00	0.00	50,146,401.58	0.00	21,831,290.83	18,108,319.07	10,136,703.19	50,076,313.09	0.00	5,221,397.90	2,720,908.00	33,866,799.36	41,809,105.26	0.00	70,088.49	0.00	8,267,207.83	
HIGHER EDUCATION PROGRAM		0.00	0.00	0.00	0.00	49,440,980.34	0.00	0.00	49,440,980.34	0.00	21,831,290.83	18,108,319.07	9,448,519.45	49,388,129.35	0.00	5,221,397.90	2,720,908.00	33,178,615.62	41,120,921.52	0.00	52,850.99	0.00	8,267,207.83	
ADVANCED EDUCATION PROGRAM		0.00	0.00	0.00	0.00	87,914.21	0.00	0.00	87,914.21	0.00	0.00	80,000.00	80,000.00	80,000.00	0.00	0.00	0.00	80,000.00	80,000.00	0.00	7,914.21	0.00	0.00	
RESEARCH PROGRAM		0.00	0.00	0.00	0.00	617,147.03	0.00	0.00	617,147.03	0.00	0.00	608,183.74	608,183.74	608,183.74	0.00	0.00	0.00	608,183.74	608,183.74	0.00	8,963.29	0.00	0.00	
TECHNICAL ADVISORY EXTENSION PROGRAM		0.00	0.00	0.00	0.00	360.00	0.00	0.00	360.00	0.00	0.00	0.00	0.00	0.00	0.00	0.00	0.00	0.00	0.00	0.00	360.00	0.00	0.00	

Certified Correct:

 ALVIN U. ALARCON
 SAO-UBU
 Date: January 30, 2025 06:47 PM

Certified Correct:

 MONALIZA V. GUZMAN
 University Accountant
 Date: January 30, 2025 06:47 PM

Recommending Approval By:

 EUSEBIO P. ISERON
 Chief AO, Finance
 Date: January 30, 2025 06:49 PM

Approved By:

 ARTHUR G. IBANEZ
 University President
 Date: January 30, 2025 06:54 PM